OPTONICA

User manual

1. 2. 3. 4.

IP20

SRB MNE BIH

Radi Vaše bezbednosti, montažu izvršite na osnovu uputstva!

UPUTSTVO ZA UPOTREBU

TEHNIČKE KARAKTERISTIKE:

Proizvod: **Elektronsko napajanje za savitljivu LED traku**
Ulazni napon: **176-264V/50-60Hz AC (PRIMARNI),**
Izlazni napon: **12V / 24V DC (SEKUNDARNI) ,**
Klasa el. zaštite:**II klasa,**
Stepen zaštite: **IP 20** (koristiti samo u zatvorenim prostorijama),
Temperatura okoline: **-25 ~ +40°C**

INSTALACIJA:

Za ispravnu instalaciju pratiti prikazanu sliku ispod teksta. Povezati kablove pomoću klema i učvrstiti šrafove.

VAŽNO UPOZORENjE:

Pažljivo pročitati uputstvo pre instalacije i sačuvati. Proizvod je potrebno da instalira kvalifikovano lice. Glavni dovod struje mora biti isključen pre početka instalacije. Ne uključivati proizvod dok se ne završi instalacija. Koristiti samo odgovarajuće žice za povezivanje. Izbegavati povezivanje napajanja na strujne vodove sa velikim induktivnim pražnjenjima. Strujne ulaze **(PRI)** pažljivo instalirati tako da budu odvojeni od izlaznih odvoda struje **(SEC)**. Dužina kablova na strujnim izlazima treba biti od 0,5m do 2m kako bi se izbegle radio smetnje. Proverite da li se odgovarajući tip LED svetleće trake koristi da nije maksimalna dozvoljena jačina prekoračena. Snaga LED trake treba odgovarati izlaznoj snazi napajanja. Napajanje je namenjeno samo za unutrašnju upotrebu. Nije predviđeno da ovaj proizvod koriste deca, osobe sa umanjenim fizičkim, senzornim ili psihičkim sposobnostima.

Uputstvo za zaštitu čovekove okoline

Ovaj proizvod se ne sme na kraju svog upotrebnog roka odložiti uz normalno smeće iz domaćinstva, već treba biti odložena za to predviđeno mesto za recikliranje električnih i elektronskih uređaja. Na to Vas upozorava i oznaka na samom proizvodu, uputstvu za upotrebu ili na pakovanju.

Nijedan deo uputstva za korišćenje se ne sme reprodukovati na bilo koji način ili koristiti, kao što su prevođenje, adaptiranje ili vršiti transformacija teksta i znakova; bez dozvole. Sva prava zadržava Trgovina Matejić d.o.o.

Proizvođač / distributer ne preuzima nikakvu odgovornost za štetu ili nezgodu nastalu zbog nestručne montaže ili neadekvatnog korišćenja

LEGENDA ZNAČENjA SIMBOLA

1. koristiti samo u zatvorenim prostorijama
2. ne koristiti u kupatilima i vlažnim prostorijama
3. stepen zaštite - otpornost na vlagu
4. proizvod ima priključak za uzemljenje, PRVI stepen el. zaštite

GB

For your safety, install according to the instructions!

INSTRUCTIONS FOR USER

TECHNICAL SPECIFICATIONS:

Product: **Non-waterproof electronic power supply for LED strip**
Input voltage:**176-264V /50-60Hz (PRI)**
Output voltage:**12V / 24V DC(SEC)**
Level of protection: **IP 20 (indoor use only)**
Electrical protection class: **Class II**
Ambient temperature: **-25°C ~ +40°C**

INSTALLATION:

For proper installation follow installation chart shown schema.
Connect cables properly on terminal contacts according to given figure.

IMPORTANT WARNING:

Please read the instructions carefully before installation and preserve it well. Recommend, the lamp must be installed and assembled by qualified electrician. The mains supply should be turned off before installation. Do not turn the lamp on before the end off installation. Please use proper wire for connection. The installation of power supply into circuits with large inductive loads or voltage surges should be avoided. The output leads should be kept separate and apart from input leads. The lenght of output leads should be typically 0.5m~2m in order to keep radio interference minimum. Always ensure that the correct type of LED strip is used and that the maximum rating is not exceeded. The label power of LED strip must match the output power of power supply. Power supply is for indoor use only. It is not intended that this product is used by children, persons with reduced physical, sensory or mental capabilities.

Information about protection of environment

This product can`t be disposed on the end of-service with garbage from household, but should be postponed in a place for recycling electrical and electronic equipment. The alert is on the markings on the product itself, user's manual and box.

No part of the specification may be reproduced in any means or used to make any changes such as translation, transformation or adaptation without permission from Trgovina Matejic d.o.o.. All rights reserved.

The manufacturer / distributor takes no responsibility for damage or injury resulting from improper installation or improper use.

IMPORTER: Prima Group 2004 LTD, Bulgaria, 1784 Sofia, Mladost 1, bl. 144, Ground Floor; Phone: +359 2 988 45 72;

LEGEND:

1. indoor use only
2. please do not use the lamp in damp premises
3. level of protection - moisture resistance
4. **first** class el. protection

IT

Per la vostra sicurezza, seguire le istruzioni!

ISTRUZIONI PER L'USO

CARATTERISTICHE TECNICHE:
Prodotto: Alimentatore elettronico non impermeabile per strisce LED
Tensione in ingresso: 176-264V / 50-60Hz (PRI)
Tensione in uscita: 12V / 24V DC (SEC)
Grado di protezione: IP20 (solo per uso interno)
Classe: Classe II
Temperatura: -25°C ~ +40°C

INSTALLAZIONE:

Per una corretta installazione, seguire lo schema d'installazione mostrato.

AVVERTENZA IMPORTANTE:

Si prega di leggere attentamente le istruzioni prima dell'installazione.
Si consiglia che il prodotto sia installato da personale qualificato.
L'alimentazione deve essere scollegata prima dell'installazione.
Non collegare il prodotto con l'alimentazione accesa.
Utilizzare sempre il cablaggio corretto per l'installazione.
L'installazione in circuiti con carichi induttivi o alte tensioni dovrebbe essere evitata.
I cavi in uscita devono essere tenuti separati da quelli in ingresso.
La lunghezza dei cavi in uscita dovrebbe essere di 0,5m~2m per ridurre al minimo le interferenze radio.
Assicurarsi che la potenza massima della striscia LED non superi quella indicata sull'etichetta dell'alimentatore.
L'alimentatore è solo per uso interno.
Il prodotto non è destinato all'uso da parte di bambini o persone con disabilità fisiche o mentali.

Informazioni sulla protezione ambientale:
Il prodotto non deve essere smaltito insieme ai rifiuti domestici. Smaltirlo solo in contenitori per il riciclaggio dei componenti elettronici.

IMPORTATORE:
Prima Group 2004 Ltd., Bulgaria, 1784 Sofia,
Mladost 1, bl. 144, Piano Terra;
Telefono: +359 2 988 45 72

BG

За вашата безопасност, следвайте инструкцията!

ИНСТРУКЦИИ ЗА УПОТРЕБА

ТЕХНИЧЕСКИ ХАРАКТЕРИСТИКИ:
Продукт: **Не водозащитено електронно захранване за LED лента**
Входящо напрежение: **176-264V/50-60Hz (PRI)**
Изходящо напрежение: **12V / 24V DC (SEC)**
Ниво на защита: **IP20 (само за вътрешно ползване)**
Клас: **Клас II**
Температура: **- 25°C~+40°C**

ИНСТАЛАЦИЯ:
За правилна инсталация, следвайте показаната инсталационна схема.

ВАЖНО ПРЕДУПРЕЖДЕНИЕ:

Моля прочетете внимателно инструкциите преди инсталация. Препоръчително е продуктът да бъде инсталиран от квалифицирано лице. Захранването трябва да бъде изключено преди инсталация. Не изключвайте тялото преди края на инсталацията. Моля използвайте правилния проводник за свързването. Инсталацията на захранването във вериги с големи индуктивни товари или напрежения, трябва да се избягва. Изходните проводници трябва да се съхраняват разделени от входните проводници. Дължината на изходните проводници трябва да бъде стандартно 0.5м~2м, за да се следат до минимум радио смущенията. Винаги се уверявайте, че използвате правилния модел LED лента и се уверете, че максималната мощност на лентата не е превишена. Мощността, отбелязана върху етикета на LED лентата трябва да съвпада с изходящата мощност на захранването. Захранването е само за вътрешно ползване. Продуктът не е предназначен за ползване от деца или хора с психически увреждания.

Информация относно защита и околна среда

Продуктът да не се изхвърля заедно с битовия отпадък, а само в контейнери за рециклиране на електронни части.

Производителят/ дистрибуторът не поемат отговорност, ако продукта е увреден или счупен при инсталацията му.

ВНОСИТЕЛ: Прима Груп 2004 ООД, България, 1784 София, Младост 1, бл. 144, Партер; Телефон: +359 2 988 45 72;

ЛЕГЕНДА НА ЗНАЧЕЊЕ НА СИМБОЛИТЕ:

1. Да се користи само во затворени простории
2. Не користете во купатило или други влажни простории
3. Степен на заштита (влага)
4. Лампата има приклучок за уземување, **прв** степен на ел. заштита

DE

Führen Sie zu Ihrer Sicherheit die Installation gemäß den Anweisungen durch!

GEBRAUCHSANLEITUNG

TECHNISCHE MERKMALE:

Produkt: **Elektronisches Netzteil für flexiblen LED-Streifen**
Eingangsspannung: **176-264V / 50-60 Hz AC (PRIMARY),**
Ausgangsspannung: **12V / 24V DC (SECONDARY),**
El. Schutzklasse **II ,**
Schutzart: **IP 20 (nur in Innenräumen verwenden),**
Umgebungstemperatur: **-25 ~ + 40 ° C**

INSTALLATION:

Befolgen Sie für die korrekte Installation das angezeigte bild unter dem text. schließen sie die kabel mit einer klemme an und ziehen sie die schrauben fest.

WICHTIGE WARNUNG:

Lesen Sie das Handbuch vor der Installation sorgfältig durch und speichern Sie es. Das Produkt muss von einer qualifizierten Person installiert werden. Die Hauptstromversorgung muss ausgeschaltet sein, bevor die Installation beginnt. Schalten Sie das Produkt erst ein, wenn die Installation abgeschlossen ist. Verwenden Sie zum Anschließen nur geeignete Kabel. Vermeiden Sie es, das Netzteil mit großen induktiven Entladungen an die Stromleitungen anzuschließen. Die Kabellänge an den Steckdosen sollte 0,5 m bis 2 m betragen, um Funkstörungen zu vermeiden. Stellen Sie sicher, dass der geeignete LED-Streifentyp verwendet wird, um sicherzustellen, dass die maximal zulässige Leistungsstufe nicht überschritten wird. Die Leistung des LED-Streifens sollte mit der Ausgangsleistung übereinstimmen. Das Netzteil ist nur für den internen Gebrauch bestimmt. Dieses Produkt ist nicht für Kinder, Personen mit körperlichen oder sensorischen Beeinträchtigungen oder Personen mit psychische Fähigkeiten.

Richtlinien zum Schutz der Umwelt

Dieses Produkt darf am Ende seiner Lebensdauer nicht entsorgt werden normaler Hausmüll sollte bereits entsorgt werden vorgesehene Recyclingstelle für Elektro- und Elektronikgeräte. Auf Dies wird auch durch das Etikett auf dem Produkt selbst, der Bedienungsanleitung, angezeigt verwenden oder auf der Verpackung.

Kein Teil der Bedienungsanleitung darf in irgendeiner Weise reproduziert oder verwendet werden, wie z Texte und Zeichen übersetzen, anpassen oder transformieren; ohne Erlaubnis. Alle rechte vorbehalten Handeln Trgovina Matejić d.o.o.

Der Hersteller / Vertreiber übernimmt keine Verantwortung für Schäden oder Unfälle durch unsachgemäße Installation oder missbrauch.

GR

Για την ασφάλειά σας, εκτελέστε την εγκατάσταση σύμφωνα με τις οδηγίες!

ΟΔΗΓΙΕΣ ΧΡΗΣΗΣ

ΤΕΧΝΙΚΑ ΣΤΟΙΧΕΙΑ:

Προϊόν: **Ηλεκτρονική τροφοδοσία για εύκαμπτες λωρίδες LED**
Τάση εισόδου: **176-264V / 50-60Hz AC (PRIMARY),**
Τάση εξόδου: **12V / 24V DC (SECONDARY),**
Ελ. προστασία: **τάξη II,**
Βαθμός προστασίας: **IP 20**
Θερμοκρασία περιβάλλοντος: **-25 ~ + 40 ° C**

ΕΓΚΑΤΑΣΤΑΣΗ:

Για τη σωστή εγκατάσταση, ακολουθήστε την εικόνα που εμφανίζεται κάτω από το κείμενο. Για σύνδεση χρησιμοποιήστε καλώδια για να στερεώσετε και ασφαλίστε τις βίδες.

ΣΥΝΕΧΙΣΤΕ ΠΡΟΕΙΔΟΠΟΙΗΣΗ:

Διαβάστε προσεκτικά το εγχειρίδιο πριν από την εγκατάσταση και αποθηκεύστε. Το προϊόν πρέπει να εγκαταστήσει ένα εξειδικευμένο άτομο. Η κύρια τροφοδοσία πρέπει να απενεργοποιηθεί πριν ξεκινήσει η εγκατάσταση. Μην ενεργοποιείτε το προϊόν μέχρι να ολοκληρωθεί η εγκατάσταση. Χρησιμοποιείτε μόνο κατάλληλα καλώδια για σύνδεση. Αποφύγετε τη σύνδεση της τροφοδοσίας στις γραμμές ηλεκτρικής ενέργειας με μεγάλες επαγωγικές εκκενώσεις. Εγκαταστήστε προσεκτικά τις εισόδους ισχύος (PRI) έτσι ώστε να διαχωρίζονται από τις πρίζες (SECs). Το μήκος των καλωδίων στις πρίζες θα πρέπει να είναι από 0,5 έως 2 μέτρα για να αποφεύγεται η ραδιοφωνική παρεμβολή. Βεβαιωθείτε ότι ο κατάλληλος τύπος ταινίας LED χρησιμοποιείται για να διασφαλιστεί ότι δεν θα ξεπεραστεί το μέγιστο επιτρεπτό επίπεδο ισχύος. Η ισχύς της λωρίδας LED θα πρέπει να ταιριάζει με την έξοδο ισχύος. Το τροφοδοτικό είναι μόνο για εσωτερική χρήση. Το προϊόν αυτό δεν προορίζεται για χρήση από παιδιά, άτομα με σωματικές, αισθητηριακές ή νοητικές αναπηρίες.

Κατευθυντήριες γραμμές για την προστασία του περιβάλλοντος

Το προϊόν αυτό δεν πρέπει να απορρίπτεται με τα συνήθη οικιακά απόβλητα στο τέλος της ωφέλιμης ζωής του, αλλά πρέπει να απορρίπτεται σε καθορισμένη θέση ανακύκλωσης για ηλεκτρικό και ηλεκτρονικό εξοπλισμό. Αυτό υποδεικνύεται επίσης από την ετικέτα στο ίδιο το προϊόν, τις οδηγίες χρήσης ή τη συσκευασία.

Κανένα τμήμα του εγχειριδίου οδηγιών δεν μπορεί να αναπαραχθεί με οποιονδήποτε τρόπο ή να χρησιμοποιηθεί, όπως μετάφραση, προσαρμογή ή μετατροπή κειμένου και χαρακτήρων. χωρίς άδεια. Όλα τα δικαιώματα διατηρούνται από το Trgovina Matejić d.o.o.

Ο κατασκευαστής / διανομέας δεν αναλαμβάνει καμία ευθύνη για ζημιά ή συμβάν που προέρχεται από ακατάλληλη εγκατάσταση ή ακατάλληλη χρήση.

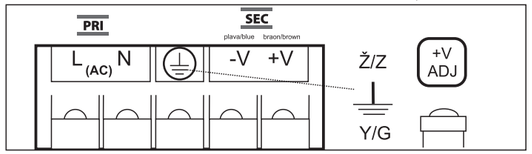

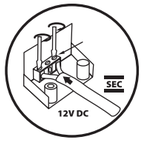

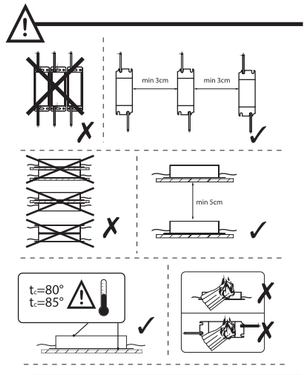

Primeri - šeme povezivanja:

NAPOMENA / NOTE / ЗАБЕЛЕЖКА / OPOZORILO:

SRB Bežični kontroler za RGB treba instalirati na izlazni napon napajanja od 12V DC za LED proizvode.
GB Wireless controller for RGB must be installed on output power supply at 12V DC for LED products.
BG Безжичния контролер за RGB трябва да бъде инсталиран на изходящо напрежение на 12V DC за LED продукти.
IT Per i prodotti LED, il controller RGB wireless deve essere installato su una tensione di uscita di 12 V CC.
DE RGB-Wireless-Controller sollte für LED-Produkte mit einer Ausgangsspannung von 12 V DC installiert werden.
GR Ο ελεγκτής RGB πρέπει να εγκατασταθεί για να τροφοδοτηθεί από 12V DC για LED προϊόντα.

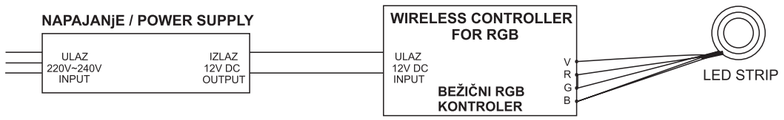

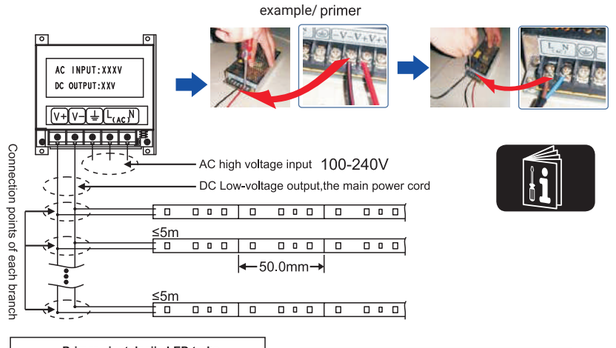

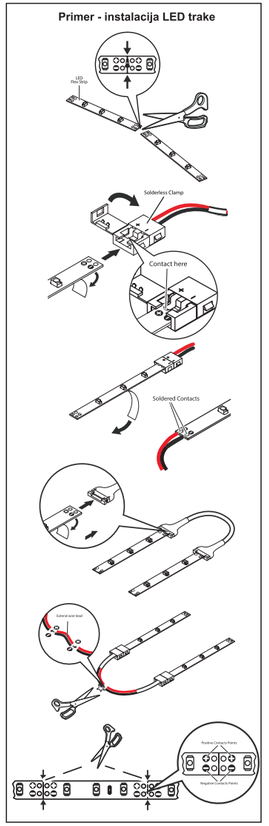

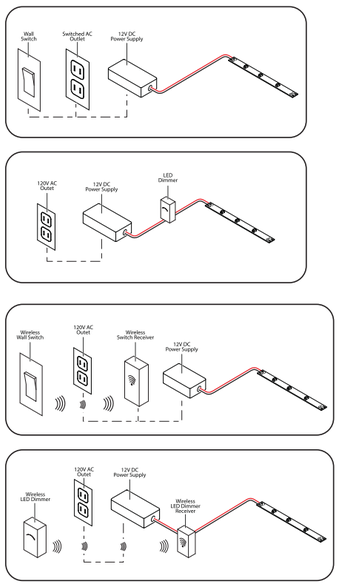

Sadrži zaštitni transformator otporan na kratki spoj.
Protective transformer resistant to short circuit - inside.
Zaščitni transformator, odporen na kratek stik - znotraj.
Защитен трансформатор отворен на краток спој - внатре.
Προστατευτικός μετασχηματιστής ανθεκτικός σε βραχυκύκλωμα - μέσα.
Kurzschlussfester Schutztransformator - innen.
Защитен трансформатор, устойчив на късо съединение - отвътре.

PROTECTION FROM BURNS AND FIRE

Do not operate the LED strip if the ambient temperature (Ta) exceeds 45° C (113° C). Do not modify the LED strip in any way not described in this manual or instal than genuine Mitea Lighting parts. Use only accessories approved by Mitea Lighting. If any of the product temperature readouts exceed the level, provide fan assistance to give active cooling to the installation.

TROUBLESHOOTING

Symptoms	Possible Causes	Solutions
None of the LEDs light up	1. No power to the driver.	Please check to see if there is power being delivered to the drivers power supply via the connection to AC power.
	2. The power supply driver connection is wired incorrectly.	Check the polarity for 12V connections, positive (+) to positive and negative (–) to negative. See power supply driver wiring diagram (Section C1).
	3. There is no output voltage from the power supply driver.	Check the power supply driver; it may need to be replaced.
	4. The strip wires are not connected properly to the strip or to the driver.	Check the connectors and polarity. Make sure strip is cut correctly and strip terminals are making a connection within the connector.
	5. Overvoltage may have damaged the LEDs.	The working voltage should be within 5% of the rated voltage (12V). If overvoltage has damaged the product then this is not covered by the warranty.
Some of the LEDs do not work	1. LEDs on the strip are powered in series. If some LEDs in the centre of the strip do not light and LEDs towards the end of the strip do light then the LEDs have failed.	Strip may need to be replaced.
	2. If the LEDs in the beginning of the strip work but none are working after the first non-working LED then there is a connection issue. This could be caused by a poor connection or if the connector is not fitted to the strip correctly. This could also be a result of the strip being bent more than the recommended bending diameter.	Please check the strip connection from the section of the strip that is not lit. Check soldering connections. Check connector joins. Strip may need to be replaced.
The strip when lit is dim or not evenly lit	1. The power load (total Wattage of all strips connected) exceeds the rated Wattage of the power supply driver (total output).	The power supply needed will depend on the total length of strips in use. The power supply driver will need to have an output that is at least 10% more than the total wattage needed to power the strip. See section A.
	2. The length of wire between the strip and power supply or the length of the wire in between each strip is too long.	1. Use shorter strip supply wires. 2. Use thicker supply wires. 3. Make sure that the input voltage of each LED strip is within 90% of the rated voltage.
	3. Too many LED strips are connected to the power supply driver.	2. Make sure that the total wattage of all LED strips is within 90% of the total output of the power supply driver. If the total wattage of all strips exceeds the driver output then please use a higher wattage driver.
All LEDs are flashing intermittently	There is an intermittent connection at the power supply driver.	Please check driver to AC connection and driver to strip connection.
Some of the LEDs are flashing intermittently	There is an intermittent connection at each strip branch connection.	Please check all strip connections and check connector joins.
LEDs blink once when power is switch on	Please check that the driver is compatible.	This is a 12V constant voltage LED strip. You will need to power the strip using a 12V constant voltage LED driver.

⚠ Always switch OFF power before adjusting the wiring or strip.
Винаги изключвайте захранването преди да нагласяте връзката или лентата.